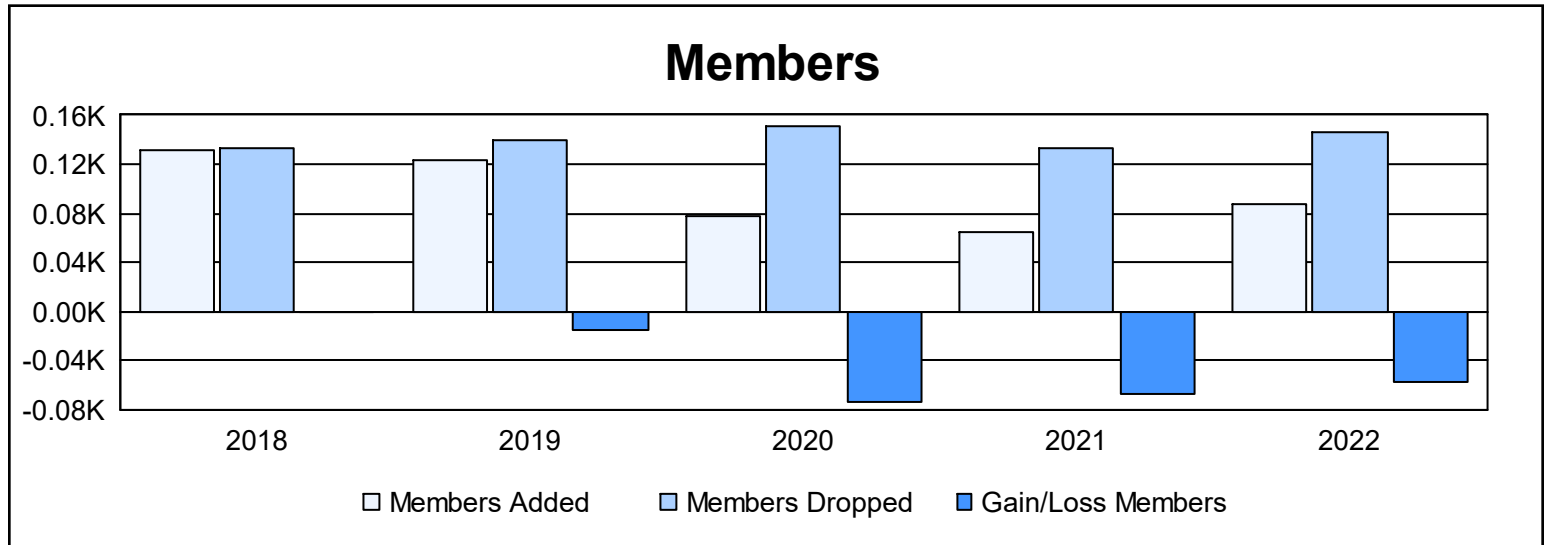
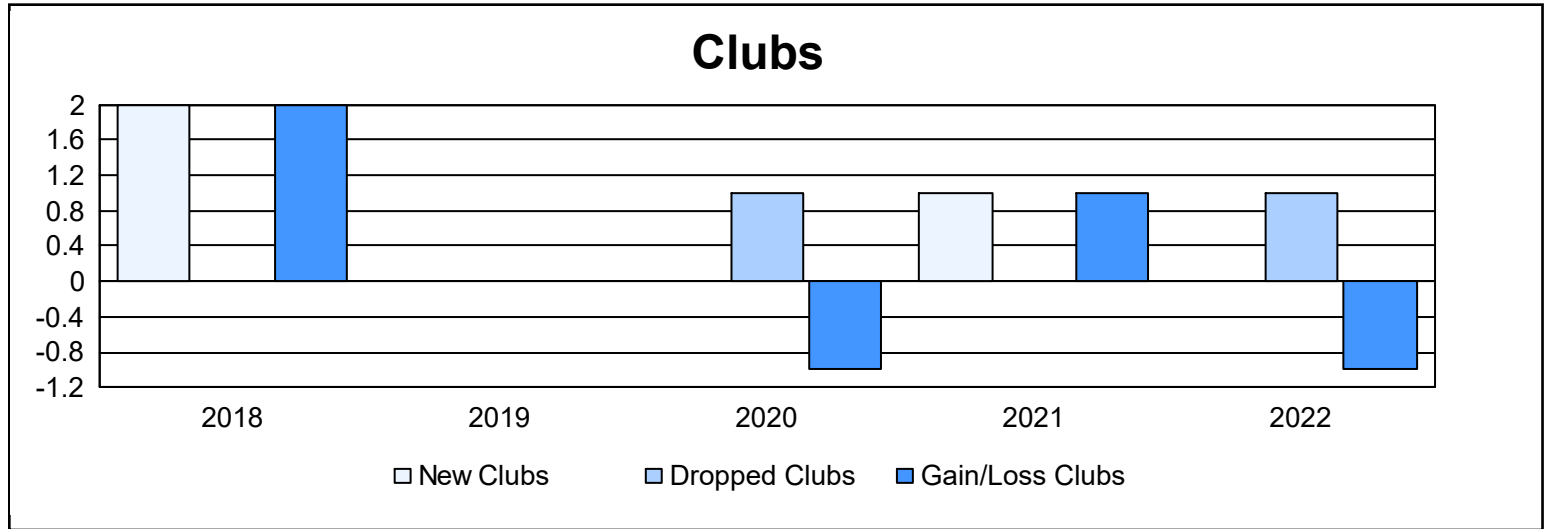
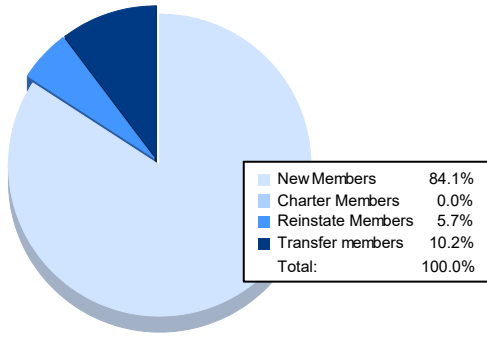


Year	New Clubs	Dropped Clubs	Gain/ Loss Clubs	New Members	Charter Members	Reinstate Members	Transfer Members	Total Member Added	Total Members Dropped	Gain/ Loss Members
2017-2018	2	0	2	81	40	3	8	132	133	-1
2018-2019	0	0	0	115	0	4	5	124	139	-15
2019-2020	0	1	-1	61	0	5	11	77	151	-74
2020-2021	1	0	1	39	21	3	2	65	133	-68
2021-2022	0	1	-1	74	0	5	9	88	146	-58
<b>Average</b>	<b>1</b>	<b>0</b>	<b>0</b>	<b>74</b>	<b>12</b>	<b>4</b>	<b>7</b>	<b>97</b>	<b>140</b>	<b>-43</b>



### Membership Composition June 2022 Cumulative



### Gender Composition June 2022 Cumulative

